

Scaled data based on original data using
LM-79-08 Approved Method: Electrical and Photometric Measurements of Solid-
State Lighting Products

Test Report Prepared for
Cooper Lighting Solutions
(formerly Eaton)

Brand: STREETWORKS

Report Number: P850191

Luminaire Tested: **GLAN-SB7C-830-U-5WQ**

Issue Date: 6/26/2024

Test Information

Test Method: LM-79-08
Report Number: P850191
TEST IS SCALED FROM IESNA LM-79-08 TEST DATA (G2-2405-108-1)
Test Lab: INNOVATION CENTER
Issue Date: 6/26/2024
Manufacturer: COOPER LIGHTING SOLUTIONS (FORMERLY EATON)
Product Line: STREETWORKS
Catalog Number: GLAN-SB7C-830-U-5WQ
Description: GALLEON AREA AND ROADWAY HIGH DENSITY LED LUMINAIRE
(7) 80 CRI, 3000K, 615mA LIGHTSQUARES WITH 26 LEDS EACH AND TYPE V WIDE OPTICS
Light Source: -
Ballast/Driver: -

Summary

Lumens per Lamp: N/A
Luminaire Lumens: 46258 lumens
Efficiency: N/A
Efficacy: 132.0 lumens/watt
Luminous Opening: Rectangular (W 1.5' x L: 1.5' x H: 0')
IES Classification: Type V - Short
BUG Rating: B5 - U0 - G5

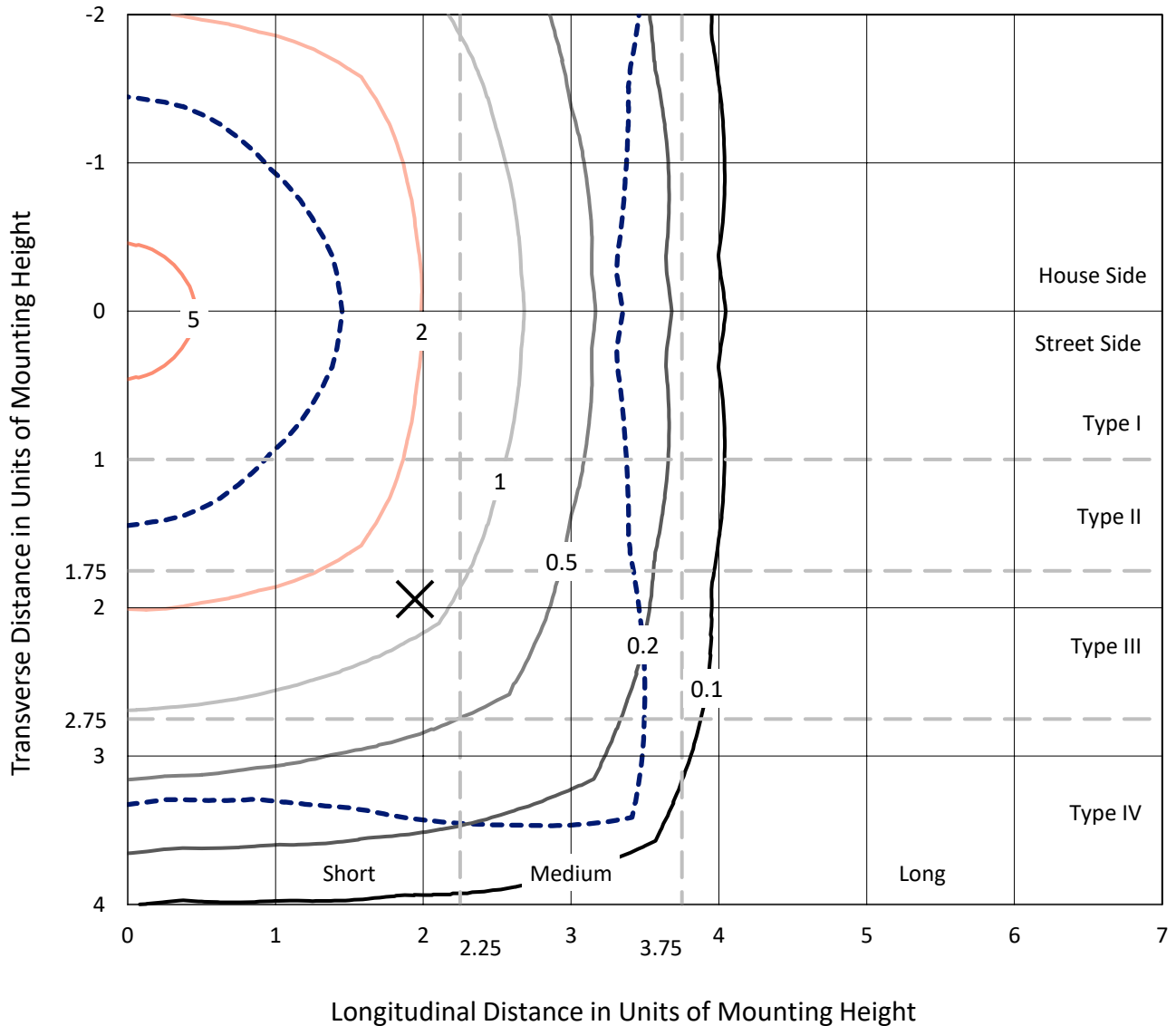
Input Watts (W): 350.5
Input Voltage (V): NR
Input Current (Ain): NR
Voltage Rise (V): NR
Power Factor: NR
Total Harmonic Distortion (THDi): NR
Frequency (hertz): 60
Stabilization Time: NR
Operation Time: NR
Ambient Temperature (°C): NR
Test Distance: 24 FT



REPORT NUMBER: P850191
 CATALOG NUMBER: GLAN-SB7C-830-U-5WQ

Iso-Footcandle Lines of Horizontal Illumination

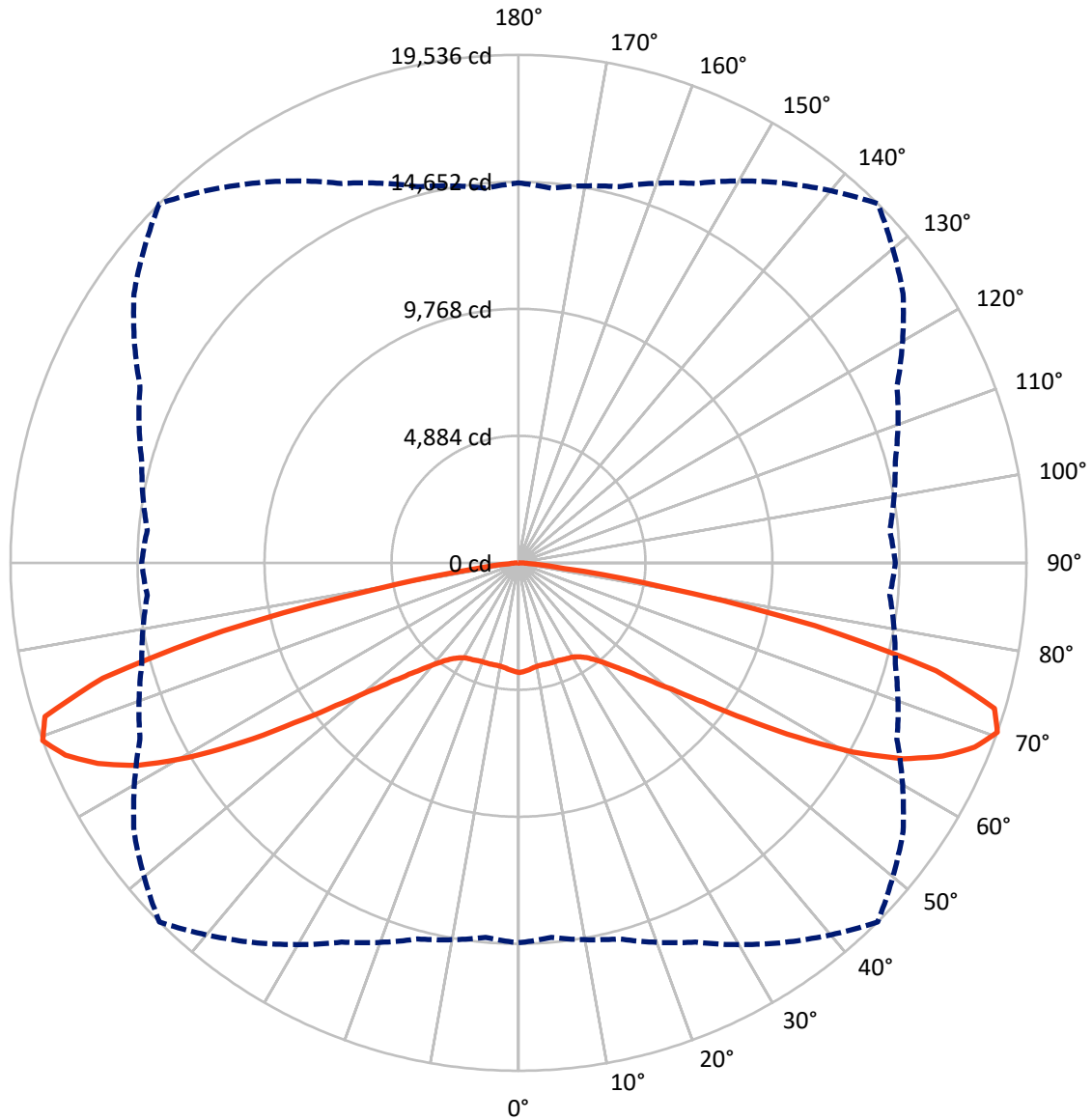
✕ Max cd
 - - - 1/2 Max cd



Based on 25 foot mounting height. Maximum calculated value = 6.8 fc
 Type V - Short - N/A

REPORT NUMBER: P850191
CATALOG NUMBER: GLAN-SB7C-830-U-5WQ

Luminous Intensity Polar Plot



— Vertical Plane Through 45-Deg Lateral - - - Horizontal Cone Through 70-Deg Vertical

REPORT NUMBER: P850191
 CATALOG NUMBER: GLAN-SB7C-830-U-5WQ

FLUX DISTRIBUTION:

		Downward	Upward	Total
House Side	Lumens	23129.0	0.0	23129.0
	% Fixture	50.0	0.0	50.0
Street Side	Lumens	23129.0	0.0	23129.0
	% Fixture	50.0	0.0	50.0
Total	Lumens	46258.0	0.0	46258.0
	% Fixture	100.0	0.0	100.0

ZONAL LUMENS:

Zone	Lumens	% Fixture
0°-10°	392.5	0.8
10°-20°	1152.6	2.5
20°-30°	1918.0	4.1
30°-40°	2900.6	6.3
40°-50°	4820.2	10.4
50°-60°	9095.5	19.7
60°-70°	15358.1	33.2
70°-80°	10091.8	21.8
80°-90°	528.7	1.1
90°-100°	0.0	0.0
100°-110°	0.0	0.0
110°-120°	0.0	0.0
120°-130°	0.0	0.0
130°-140°	0.0	0.0
140°-150°	0.0	0.0
150°-160°	0.0	0.0
160°-170°	0.0	0.0
170°-180°	0.0	0.0
0°-90°	46258.0	100.0
0°-180°	46258.0	100.0

Coefficient of Utilization

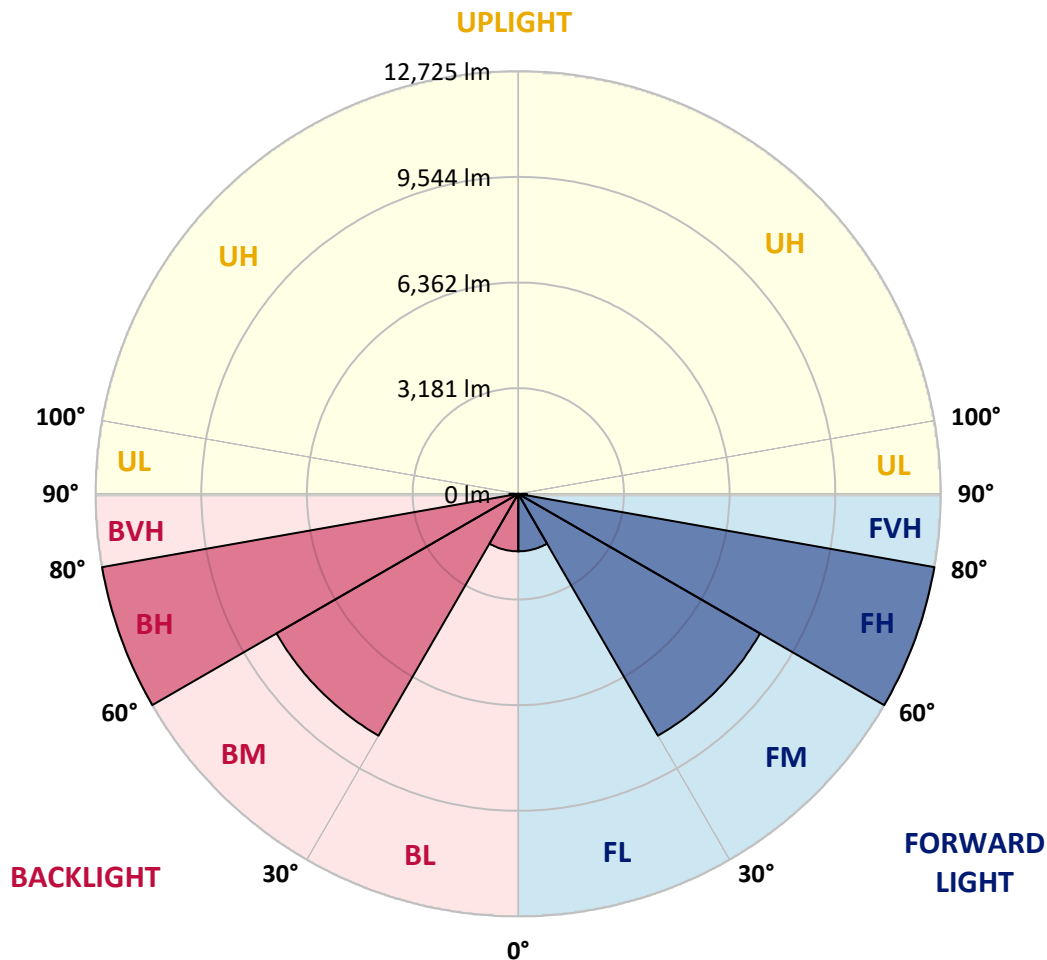


REPORT NUMBER: P850191
 CATALOG NUMBER: GLAN-SB7C-830-U-5WQ

LUMINAIRE CLASSIFICATION SYSTEM LUMEN TABLE AND BUG RATING:

Zone	Lumens	% Fixture	Zone Rating/Lumen Limit		
			B	U	G
FL (0°-30°)	1731.6	3.7			
FM (30°-60°)	8408.1	18.2			
FH (60°-80°)	12725.0	27.5			G5
FVH (80°-90°)	264.4	0.6			G3/500
BL (0°-30°)	1731.6	3.7	B3/2500		
BM (30°-60°)	8408.1	18.2	B4/8500		
BH (60°-80°)	12725.0	27.5	B5		G5
BVH (80°-90°)	264.4	0.6			G3/500
UL (90°-100°)	0.0	0.0		U0/0	
UH (100°-180°)	0.0	0.0		U0/0	

BUG Rating: B5-U0-G5
 Type V Short



REPORT NUMBER: P850191
 CATALOG NUMBER: GLAN-SB7C-830-U-5WQ

CANDELA DISTRIBUTION (FULL):

	0°	5°	15°	25°	35°	45°	55°	65°	75°	85°
0°	4219.7	4219.7	4219.7	4219.7	4219.7	4219.7	4219.7	4219.7	4219.7	4219.7
2.5°	4193.2	4205.2	4200.4	4190.8	4190.8	4183.6	4190.8	4195.6	4202.8	4207.6
5°	4137.9	4147.5	4145.1	4137.9	4140.3	4133.1	4137.9	4145.1	4149.9	4152.3
7.5°	4089.8	4099.4	4094.6	4082.6	4082.6	4075.4	4077.8	4085.0	4092.2	4094.6
10°	4077.8	4087.4	4073.0	4053.8	4046.5	4036.9	4039.3	4046.5	4061.0	4068.2
12.5°	4082.6	4089.8	4075.4	4046.5	4039.3	4029.7	4029.7	4036.9	4056.2	4065.8
15°	4097.0	4104.3	4082.6	4051.4	4044.1	4036.9	4034.5	4044.1	4065.8	4082.6
17.5°	4123.5	4130.7	4097.0	4053.8	4044.1	4046.5	4044.1	4051.4	4085.0	4116.3
20°	4147.5	4152.3	4106.7	4053.8	4044.1	4046.5	4044.1	4058.6	4101.8	4145.1
22.5°	4154.7	4159.6	4116.3	4070.6	4063.4	4065.8	4063.4	4077.8	4118.7	4162.0
25°	4157.1	4164.4	4130.7	4094.6	4106.7	4111.5	4106.7	4109.1	4140.3	4178.8
27.5°	4193.2	4202.8	4171.6	4140.3	4147.5	4145.1	4152.3	4159.6	4183.6	4222.1
30°	4267.7	4275.0	4248.5	4217.3	4212.4	4195.6	4217.3	4241.3	4267.7	4301.4
32.5°	4390.4	4404.8	4371.1	4337.5	4315.8	4306.2	4323.0	4363.9	4400.0	4436.1
35°	4594.7	4604.4	4573.1	4510.6	4472.1	4472.1	4486.5	4539.4	4597.1	4642.8
37.5°	4883.3	4895.3	4840.0	4765.5	4707.7	4707.7	4727.0	4782.3	4868.8	4933.8
40°	5234.3	5251.1	5181.4	5104.5	5049.2	5039.5	5063.6	5126.1	5207.9	5289.6
42.5°	5657.5	5676.7	5585.3	5518.0	5474.7	5474.7	5486.8	5544.5	5619.0	5720.0
45°	6198.5	6232.1	6107.1	6039.8	5998.9	6008.5	6015.7	6066.2	6133.5	6248.9
47.5°	6842.8	6876.5	6744.2	6674.5	6667.3	6713.0	6684.1	6720.2	6756.3	6888.5
50°	7573.8	7631.5	7540.1	7535.3	7549.7	7633.9	7566.5	7585.8	7544.9	7629.1
52.5°	8468.2	8552.3	8535.5	8564.3	8725.4	8898.6	8744.7	8677.4	8523.5	8549.9
55°	9552.5	9680.0	9704.0	9877.1	10242.6	10596.0	10269.0	9997.4	9670.4	9610.2
57.5°	10786.0	10887.0	11002.4	11355.8	12038.7	12666.2	12038.7	11437.6	10923.0	10800.4
60°	12113.2	12238.2	12348.8	12870.6	13885.2	14767.6	13866.0	12911.4	12231.0	12065.1
62.5°	13539.0	13700.1	13777.0	14356.5	15539.4	16592.5	15556.2	14399.7	13644.8	13466.8
65°	14907.1	15039.3	15125.9	15743.8	16873.8	17929.4	16950.8	15811.1	15034.5	14801.3
67.5°	15544.2	15616.4	15827.9	16527.6	17720.2	18924.8	17922.1	16602.1	15734.2	15325.4
70°	14611.3	14464.7	14974.4	16094.8	17821.2	19535.5	18052.0	16061.2	14998.4	14334.8
72.5°	11290.9	11038.4	11923.2	13839.5	16667.1	19146.0	16782.5	13947.7	12473.8	11127.4
75°	6143.2	5857.0	7078.5	9502.1	13291.3	16594.9	13596.7	9773.7	7881.5	6097.5
77.5°	1733.5	1625.4	2611.1	4597.1	7994.5	11651.6	8302.3	4698.1	3096.8	1836.9
80°	531.4	514.5	697.3	1384.9	3395.0	5580.5	3262.7	1401.7	887.2	560.2
82.5°	315.0	288.5	346.2	504.9	865.6	1752.8	841.5	526.6	423.2	283.7
85°	180.3	168.3	204.4	245.2	290.9	372.7	242.8	250.1	226.0	151.5
87.5°	74.5	67.3	79.3	76.9	67.3	86.6	64.9	76.9	91.4	60.1
90°	0.0	0.0	0.0	0.0	0.0	0.0	0.0	0.0	0.0	0.0

(END C

90°
4219.7
4205.2
4152.3
4094.6
4068.2
4068.2
4085.0
4116.3
4147.5
4162.0
4176.4
4212.4
4294.2
4421.6
4626.0
4909.7
5263.2
5712.8
6244.1
6850.0
7578.6
8461.0
9516.5
10713.9
11920.8
13322.6
14685.9
15330.2
14493.5
11461.6
6494.2
2041.3
591.5
307.8
158.7
55.3
0.0

OF REPORT)